


CHC BIG VOLUME RUBBISH CHUTES



MR HIRE RUBBISH CHUTES ARE MANUFACTURED OF HIGH DENSITY POLYPROPYLENE 750MM ID TUBE SECTIONS SPIGOTED, CHAINED AND BOLTED TOGETHER. THE MAXIMUM RECOMMENDED LENGTH IS 30 METRES AND THE CHUTES CANNOT BE BENT OR TWISTED IN ANY MANNER RATHER MUST HANG VERTICALLY. DUE TO THE PARTICULARITIES OF EACH CHUTE ALLOW 10 WORKING DAYS FOR DELIVERY.

Contact CHC Enterprises now on:

Email: contact@chutes.co.nz Website : www.Chutes.co.nz

Mano a' Mano: 0274 944 847

Hydraulic Wheelie Bin Tipper



Now for hire!

Wheelie bins also available for hire


Contact us now on:

Email: contact@chutes.co.nz

Website : www.Chutes.co.nz

Mano a' Mano: 0274 944 847

CHC BIG VOLUME RUBBISH CHUTES



**Standard size also
available**

MR HIRE RUBBISH CHUTES ARE MANUFACTURED OF HIGH DENSITY POLYPROPYLENE 750MM ID TUBE SECTIONS SPIGOTED, CHAINED AND BOLTED TOGETHER. THE MAXIMUM RECOMMENDED LENGTH IS 30 METRES AND THE CHUTES CANNOT BE BENT OR TWISTED IN ANY MANNER RATHER MUST HANG VERTICALLY. DUE TO THE PARTICULARITIES OF EACH CHUTE ALLOW 10 WORKING DAYS FOR DELIVERY.

Contact CHC Enterprises now on:

Email: contact@chutes.co.nz **Website :** www.Chutes.co.nz

Mano a' Mano: 0274 944 847

Hydraulic Wheelie Bin Tipper



Now for hire!

Wheelie bins also available for hire


Contact us now on:

Email: contact@chutes.co.nz

Website : www.Chutes.co.nz

Mano a' Mano: 0274 944 847

CHC BIG VOLUME RUBBISH CHUTES



MR HIRE RUBBISH CHUTES ARE MANUFACTURED OF HIGH DENSITY POLYPROPYLENE 750MM ID TUBE SECTIONS SPIGOTED, CHAINED AND BOLTED TOGETHER. THE MAXIMUM RECOMMENDED LENGTH IS 30 METRES AND THE CHUTES CANNOT BE BENT OR TWISTED IN ANY MANNER RATHER MUST HANG VERTICALLY. DUE TO THE PARTICULARITIES OF EACH CHUTE ALLOW 10 WORKING DAYS FOR DELIVERY.

Contact CHC Enterprises now on:

Email: contact@chutes.co.nz Website : www.Chutes.co.nz

Mano a' Mano: 0274 944 847

Hydraulic Wheelie Bin Tipper



Now for hire!

Wheelie bins also available for hire

Contact us now on:

Email: contact@chutes.co.nz

Website : www.Chutes.co.nz

Mano a' Mano: 0274 944 847

CHC BIG VOLUME RUBBISH CHUTES



MR HIRE RUBBISH CHUTES ARE MANUFACTURED OF HIGH DENSITY POLYPROPYLENE 750MM ID TUBE SECTIONS SPIGOTED, CHAINED AND BOLTED TOGETHER. THE MAXIMUM RECOMMENDED LENGTH IS 30 METRES AND THE CHUTES CANNOT BE BENT OR TWISTED IN ANY MANNER RATHER MUST HANG VERTICALLY. DUE TO THE PARTICULARITIES OF EACH CHUTE ALLOW 10 WORKING DAYS FOR DELIVERY.

Contact CHC Enterprises now on:

Email: contact@chutes.co.nz Website : www.Chutes.co.nz

Mano a' Mano: 0274 944 847

Hydraulic Wheelie Bin Tipper



Now for hire!

Wheelie bins also available for hire


Contact us now on:

Email: contact@chutes.co.nz

Website : www.Chutes.co.nz

Mano a' Mano: 0274 944 847

CHC BIG VOLUME RUBBISH CHUTES



MR HIRE RUBBISH CHUTES ARE MANUFACTURED OF HIGH DENSITY POLYPROPYLENE 750MM ID TUBE SECTIONS SPIGOTED, CHAINED AND BOLTED TOGETHER. THE MAXIMUM RECOMMENDED LENGTH IS 30 METRES AND THE CHUTES CANNOT BE BENT OR TWISTED IN ANY MANNER RATHER MUST HANG VERTICALLY. DUE TO THE PARTICULARITIES OF EACH CHUTE ALLOW 10 WORKING DAYS FOR DELIVERY.

Contact CHC Enterprises now on:

Email: contact@chutes.co.nz Website : www.Chutes.co.nz

Mano a' Mano: 0274 944 847

Hydraulic Wheelie Bin Tipper



Now for hire!

Wheelie bins also available for hire

Contact us now on:

Email: contact@chutes.co.nz

Website : www.Chutes.co.nz

Mano a' Mano: 0274 944 847

CHC BIG VOLUME RUBBISH CHUTES



MR HIRE RUBBISH CHUTES ARE MANUFACTURED OF HIGH DENSITY POLYPROPYLENE 750MM ID TUBE SECTIONS SPIGOTED, CHAINED AND BOLTED TOGETHER. THE MAXIMUM RECOMMENDED LENGTH IS 30 METRES AND THE CHUTES CANNOT BE BENT OR TWISTED IN ANY MANNER RATHER MUST HANG VERTICALLY. DUE TO THE PARTICULARITIES OF EACH CHUTE ALLOW 10 WORKING DAYS FOR DELIVERY.

Contact CHC Enterprises now on:

Email: contact@chutes.co.nz Website : www.Chutes.co.nz

Mano a' Mano: 0274 944 847

Hydraulic Wheelie Bin Tipper



Now for hire!

Wheelie bins also available for hire


Contact us now on:

Email: contact@chutes.co.nz

Website : www.Chutes.co.nz

Mano a' Mano: 0274 944 847

CHC BIG VOLUME RUBBISH CHUTES



MR HIRE RUBBISH CHUTES ARE MANUFACTURED OF HIGH DENSITY POLYPROPYLENE 750MM ID TUBE SECTIONS SPIGOTED, CHAINED AND BOLTED TOGETHER. THE MAXIMUM RECOMMENDED LENGTH IS 30 METRES AND THE CHUTES CANNOT BE BENT OR TWISTED IN ANY MANNER RATHER MUST HANG VERTICALLY. DUE TO THE PARTICULARITIES OF EACH CHUTE ALLOW 10 WORKING DAYS FOR DELIVERY.

Contact CHC Enterprises now on:

Email: contact@chutes.co.nz Website : www.Chutes.co.nz

Mano a' Mano: 0274 944 847

Hydraulic Wheelie Bin Tipper



Now for hire!

Wheelie bins also available for hire

Contact us now on:

Email: contact@chutes.co.nz

Website : www.Chutes.co.nz

Mano a' Mano: 0274 944 847

CHC BIG VOLUME RUBBISH CHUTES



MR HIRE RUBBISH CHUTES ARE MANUFACTURED OF HIGH DENSITY POLYPROPYLENE 750MM ID TUBE SECTIONS SPIGOTED, CHAINED AND BOLTED TOGETHER. THE MAXIMUM RECOMMENDED LENGTH IS 30 METRES AND THE CHUTES CANNOT BE BENT OR TWISTED IN ANY MANNER RATHER MUST HANG VERTICALLY. DUE TO THE PARTICULARITIES OF EACH CHUTE ALLOW 10 WORKING DAYS FOR DELIVERY.

Contact CHC Enterprises now on:

Email: contact@chutes.co.nz Website : www.Chutes.co.nz

Mano a' Mano: 0274 944 847

Hydraulic Wheelie Bin Tipper



Now for hire!

Wheelie bins also available for hire

Contact us now on:

Email: contact@chutes.co.nz

Website : www.Chutes.co.nz

Mano a' Mano: 0274 944 847

CHC BIG VOLUME RUBBISH CHUTES



MR HIRE RUBBISH CHUTES ARE MANUFACTURED OF HIGH DENSITY POLYPROPYLENE 750MM ID TUBE SECTIONS SPIGOTED, CHAINED AND BOLTED TOGETHER. THE MAXIMUM RECOMMENDED LENGTH IS 30 METRES AND THE CHUTES CANNOT BE BENT OR TWISTED IN ANY MANNER RATHER MUST HANG VERTICALLY. DUE TO THE PARTICULARITIES OF EACH CHUTE ALLOW 10 WORKING DAYS FOR DELIVERY.

Contact CHC Enterprises now on:

Email: contact@chutes.co.nz Website : www.Chutes.co.nz

Mano a' Mano: 0274 944 847

Hydraulic Wheelie Bin Tipper



Now for hire!

Wheelie bins also available for hire


Contact us now on:

Email: contact@chutes.co.nz

Website : www.Chutes.co.nz

Mano a' Mano: 0274 944 847

CHC BIG VOLUME RUBBISH CHUTES



MR HIRE RUBBISH CHUTES ARE MANUFACTURED OF HIGH DENSITY POLYPROPYLENE 750MM ID TUBE SECTIONS SPIGOTED, CHAINED AND BOLTED TOGETHER. THE MAXIMUM RECOMMENDED LENGTH IS 30 METRES AND THE CHUTES CANNOT BE BENT OR TWISTED IN ANY MANNER RATHER MUST HANG VERTICALLY. DUE TO THE PARTICULARITIES OF EACH CHUTE ALLOW 10 WORKING DAYS FOR DELIVERY.

Contact CHC Enterprises now on:

Email: contact@chutes.co.nz Website : www.Chutes.co.nz

Mano a' Mano: 0274 944 847

Hydraulic Wheelie Bin Tipper



Now for hire!

Wheelie bins also available for hire


Contact us now on:

Email: contact@chutes.co.nz

Website : www.Chutes.co.nz

Mano a' Mano: 0274 944 847

CHC BIG VOLUME RUBBISH CHUTES



MR HIRE RUBBISH CHUTES ARE MANUFACTURED OF HIGH DENSITY POLYPROPYLENE 750MM ID TUBE SECTIONS SPIGOTED, CHAINED AND BOLTED TOGETHER. THE MAXIMUM RECOMMENDED LENGTH IS 30 METRES AND THE CHUTES CANNOT BE BENT OR TWISTED IN ANY MANNER RATHER MUST HANG VERTICALLY. DUE TO THE PARTICULARITIES OF EACH CHUTE ALLOW 10 WORKING DAYS FOR DELIVERY.

Contact CHC Enterprises now on:

Email: contact@chutes.co.nz Website : www.Chutes.co.nz

Mano a' Mano: 0274 944 847

Hydraulic Wheelie Bin Tipper



Now for hire!

Wheelie bins also available for hire


Contact us now on:

Email: contact@chutes.co.nz

Website : www.Chutes.co.nz

Mano a' Mano: 0274 944 847

CHC BIG VOLUME RUBBISH CHUTES



**Standard size also
available**

MR HIRE RUBBISH CHUTES ARE MANUFACTURED OF HIGH DENSITY POLYPROPYLENE 750MM ID TUBE SECTIONS SPIGOTED, CHAINED AND BOLTED TOGETHER. THE MAXIMUM RECOMMENDED LENGTH IS 30 METRES AND THE CHUTES CANNOT BE BENT OR TWISTED IN ANY MANNER RATHER MUST HANG VERTICALLY. DUE TO THE PARTICULARITIES OF EACH CHUTE ALLOW 10 WORKING DAYS FOR DELIVERY.

Contact CHC Enterprises now on:

Email: contact@chutes.co.nz **Website :** www.Chutes.co.nz

Mano a' Mano: 0274 944 847

Hydraulic Wheelie Bin Tipper



Now for hire!

Wheelie bins also available for hire


Contact us now on:

Email: contact@chutes.co.nz

Website : www.Chutes.co.nz

Mano a' Mano: 0274 944 847

CHC BIG VOLUME RUBBISH CHUTES



MR HIRE RUBBISH CHUTES ARE MANUFACTURED OF HIGH DENSITY POLYPROPYLENE 750MM ID TUBE SECTIONS SPIGOTED, CHAINED AND BOLTED TOGETHER. THE MAXIMUM RECOMMENDED LENGTH IS 30 METRES AND THE CHUTES CANNOT BE BENT OR TWISTED IN ANY MANNER RATHER MUST HANG VERTICALLY. DUE TO THE PARTICULARITIES OF EACH CHUTE ALLOW 10 WORKING DAYS FOR DELIVERY.

Contact CHC Enterprises now on:

Email: contact@chutes.co.nz Website : www.Chutes.co.nz

Mano a' Mano: 0274 944 847

Hydraulic Wheelie Bin Tipper



Now for hire!

Wheelie bins also available for hire

Contact us now on:

Email: contact@chutes.co.nz

Website : www.Chutes.co.nz

Mano a' Mano: 0274 944 847

CHC BIG VOLUME RUBBISH CHUTES



MR HIRE RUBBISH CHUTES ARE MANUFACTURED OF HIGH DENSITY POLYPROPYLENE 750MM ID TUBE SECTIONS SPIGOTED, CHAINED AND BOLTED TOGETHER. THE MAXIMUM RECOMMENDED LENGTH IS 30 METRES AND THE CHUTES CANNOT BE BENT OR TWISTED IN ANY MANNER RATHER MUST HANG VERTICALLY. DUE TO THE PARTICULARITIES OF EACH CHUTE ALLOW 10 WORKING DAYS FOR DELIVERY.

Contact CHC Enterprises now on:

Email: contact@chutes.co.nz Website : www.Chutes.co.nz

Mano a' Mano: 0274 944 847

Hydraulic Wheelie Bin Tipper



Now for hire!

Wheelie bins also available for hire

Contact us now on:

Email: contact@chutes.co.nz

Website : www.Chutes.co.nz

Mano a' Mano: 0274 944 847

CHC BIG VOLUME RUBBISH CHUTES



MR HIRE RUBBISH CHUTES ARE MANUFACTURED OF HIGH DENSITY POLYPROPYLENE 750MM ID TUBE SECTIONS SPIGOTED, CHAINED AND BOLTED TOGETHER. THE MAXIMUM RECOMMENDED LENGTH IS 30 METRES AND THE CHUTES CANNOT BE BENT OR TWISTED IN ANY MANNER RATHER MUST HANG VERTICALLY. DUE TO THE PARTICULARITIES OF EACH CHUTE ALLOW 10 WORKING DAYS FOR DELIVERY.

Contact CHC Enterprises now on:

Email: contact@chutes.co.nz Website : www.Chutes.co.nz

Mano a' Mano: 0274 944 847

Hydraulic Wheelie Bin Tipper



Now for hire!

Wheelie bins also available for hire


Contact us now on:

Email: contact@chutes.co.nz

Website : www.Chutes.co.nz

Mano a' Mano: 0274 944 847

CHC BIG VOLUME RUBBISH CHUTES



MR HIRE RUBBISH CHUTES ARE MANUFACTURED OF HIGH DENSITY POLYPROPYLENE 750MM ID TUBE SECTIONS SPIGOTED, CHAINED AND BOLTED TOGETHER. THE MAXIMUM RECOMMENDED LENGTH IS 30 METRES AND THE CHUTES CANNOT BE BENT OR TWISTED IN ANY MANNER RATHER MUST HANG VERTICALLY. DUE TO THE PARTICULARITIES OF EACH CHUTE ALLOW 10 WORKING DAYS FOR DELIVERY.

Contact CHC Enterprises now on:

Email: contact@chutes.co.nz Website : www.Chutes.co.nz

Mano a' Mano: 0274 944 847

Hydraulic Wheelie Bin Tipper



Now for hire!

Wheelie bins also available for hire

Contact us now on:

Email: contact@chutes.co.nz

Website : www.Chutes.co.nz

Mano a' Mano: 0274 944 847

CHC BIG VOLUME RUBBISH CHUTES



MR HIRE RUBBISH CHUTES ARE MANUFACTURED OF HIGH DENSITY POLYPROPYLENE 750MM ID TUBE SECTIONS SPIGOTED, CHAINED AND BOLTED TOGETHER. THE MAXIMUM RECOMMENDED LENGTH IS 30 METRES AND THE CHUTES CANNOT BE BENT OR TWISTED IN ANY MANNER RATHER MUST HANG VERTICALLY. DUE TO THE PARTICULARITIES OF EACH CHUTE ALLOW 10 WORKING DAYS FOR DELIVERY.

Contact CHC Enterprises now on:

Email: contact@chutes.co.nz Website : www.Chutes.co.nz

Mano a' Mano: 0274 944 847

Hydraulic Wheelie Bin Tipper



Now for hire!

Wheelie bins also available for hire


Contact us now on:

Email: contact@chutes.co.nz

Website : www.Chutes.co.nz

Mano a' Mano: 0274 944 847

CHC BIG VOLUME RUBBISH CHUTES



MR HIRE RUBBISH CHUTES ARE MANUFACTURED OF HIGH DENSITY POLYPROPYLENE 750MM ID TUBE SECTIONS SPIGOTED, CHAINED AND BOLTED TOGETHER. THE MAXIMUM RECOMMENDED LENGTH IS 30 METRES AND THE CHUTES CANNOT BE BENT OR TWISTED IN ANY MANNER RATHER MUST HANG VERTICALLY. DUE TO THE PARTICULARITIES OF EACH CHUTE ALLOW 10 WORKING DAYS FOR DELIVERY.

Contact CHC Enterprises now on:

Email: contact@chutes.co.nz Website : www.Chutes.co.nz

Mano a' Mano: 0274 944 847

Hydraulic Wheelie Bin Tipper



Now for hire!

Wheelie bins also available for hire


Contact us now on:

Email: contact@chutes.co.nz

Website : www.Chutes.co.nz

Mano a' Mano: 0274 944 847

CHC BIG VOLUME RUBBISH CHUTES



MR HIRE RUBBISH CHUTES ARE MANUFACTURED OF HIGH DENSITY POLYPROPYLENE 750MM ID TUBE SECTIONS SPIGOTED, CHAINED AND BOLTED TOGETHER. THE MAXIMUM RECOMMENDED LENGTH IS 30 METRES AND THE CHUTES CANNOT BE BENT OR TWISTED IN ANY MANNER RATHER MUST HANG VERTICALLY. DUE TO THE PARTICULARITIES OF EACH CHUTE ALLOW 10 WORKING DAYS FOR DELIVERY.

Contact CHC Enterprises now on:

Email: contact@chutes.co.nz Website : www.Chutes.co.nz

Mano a' Mano: 0274 944 847

Hydraulic Wheelie Bin Tipper



Now for hire!

Wheelie bins also available for hire


Contact us now on:

Email: contact@chutes.co.nz

Website : www.Chutes.co.nz

Mano a' Mano: 0274 944 847

CHC BIG VOLUME RUBBISH CHUTES



MR HIRE RUBBISH CHUTES ARE MANUFACTURED OF HIGH DENSITY POLYPROPYLENE 750MM ID TUBE SECTIONS SPIGOTED, CHAINED AND BOLTED TOGETHER. THE MAXIMUM RECOMMENDED LENGTH IS 30 METRES AND THE CHUTES CANNOT BE BENT OR TWISTED IN ANY MANNER RATHER MUST HANG VERTICALLY. DUE TO THE PARTICULARITIES OF EACH CHUTE ALLOW 10 WORKING DAYS FOR DELIVERY.

Contact CHC Enterprises now on:

Email: contact@chutes.co.nz Website : www.Chutes.co.nz

Mano a' Mano: 0274 944 847

Hydraulic Wheelie Bin Tipper



Now for hire!

Wheelie bins also available for hire

Contact us now on:

Email: contact@chutes.co.nz

Website : www.Chutes.co.nz

Mano a' Mano: 0274 944 847